

Backlit light box signs - I

The surface and the border of the box is illuminated, and signs content could be:

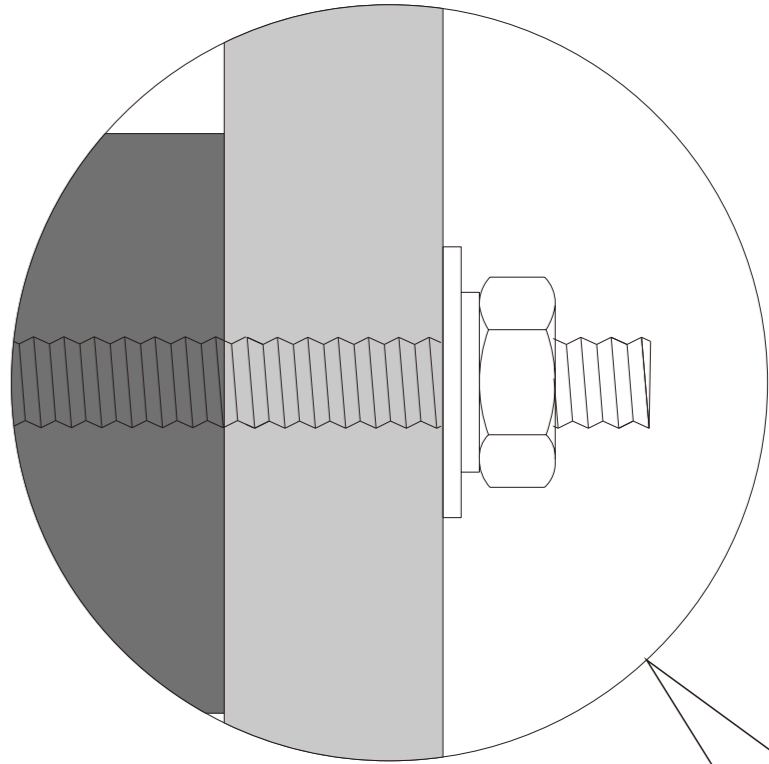
- UV painted on the acrylic surface directly, content is opaque.
- Add laser cutting metal signs or laser cutting opaque acrylic signs on the box surface, content is opaque.
- Laser cutting color transparent vinyl on the acrylic surface, content is lighted.

The installation could be:

- Fix on the backing wall by stud bolts/expansion bolt.
- Hang from ceiling.

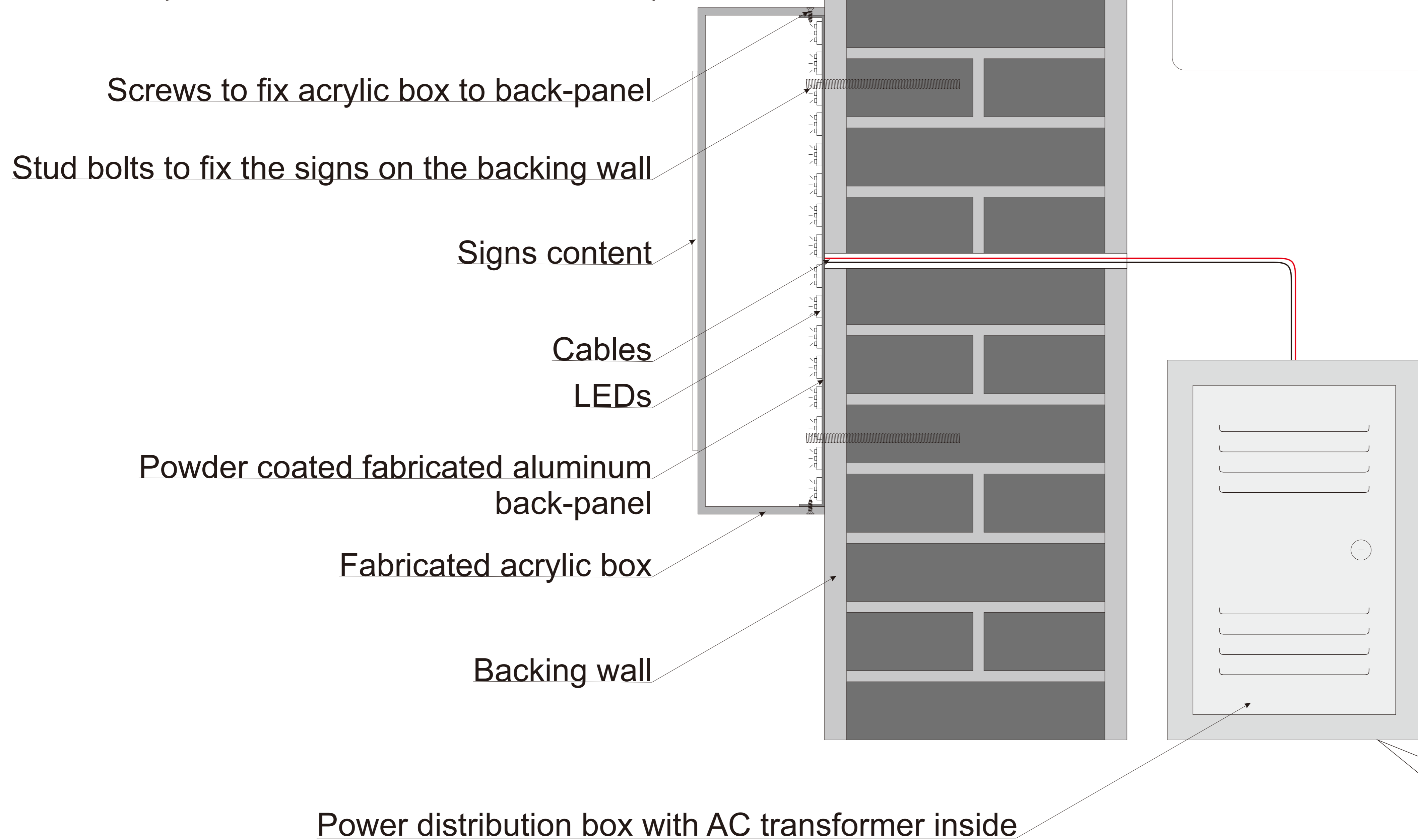
Note:

- Could be double-sided-it.



If the backing wall is thin and construction can be performed on the another side of the back wall, please use nuts and washers to fix the stud bolts on the back wall, so that the signage can fix on the backing wall more secure.

The AC transformer emits heat during work. We recommend that the AC transformer be placed in a ventilated position or in a power distribution box with air vents to facilitate heat dissipation and increase the service life of the AC transformer.



Backlit light box signs - II

The surface of the box is illuminated, and signs content could be:

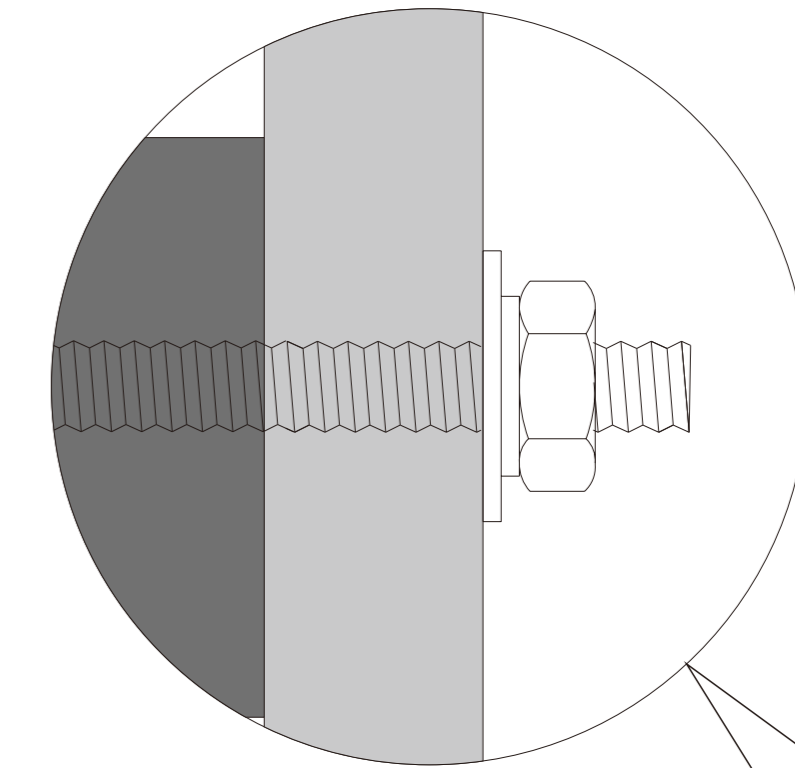
- UV painted on the acrylic surface directly, content is opaque.
- Add laser cutting metal signs or laser cutting opaque acrylic signs on the box surface, content is opaque.
- Laser cutting color transparent vinyl on the acrylic surface, content is lighted.

The installation could be:

- Fix on the backing wall by stud bolts/expansion bolt.
- Hang from ceiling.

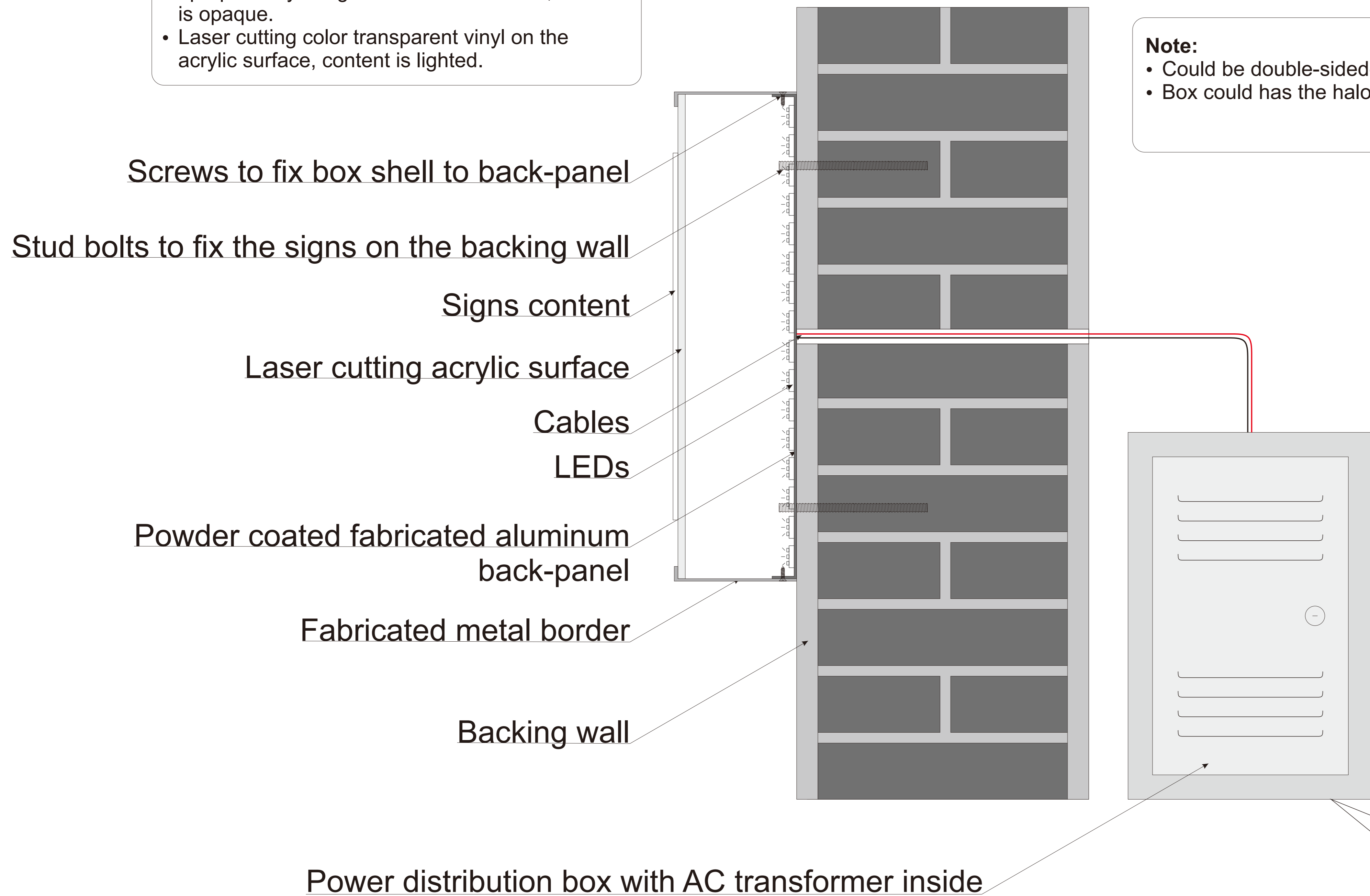
Note:

- Could be double-sided-it.
- Box could has the halo effect.



If the backing wall is thin and construction can be performed on the another side of the back wall, please use nuts and washers to fix the stud bolts on the back wall, so that the signage can fix on the backing wall more secure.

The AC transformer emits heat during work. We recommend that the AC transformer be placed in a ventilated position or in a power distribution box with air vents to facilitate heat dissipation and increase the service life of the AC transformer.



Screws to fix box shell to back-panel

Stud bolts to fix the signs on the backing wall

Signs content

Laser cutting acrylic surface

Cables

LEDs

Powder coated fabricated aluminum back-panel

Fabricated metal border

Backing wall

Power distribution box with AC transformer inside



Backlit light box signs - III

The surface of the signs content is illuminated:

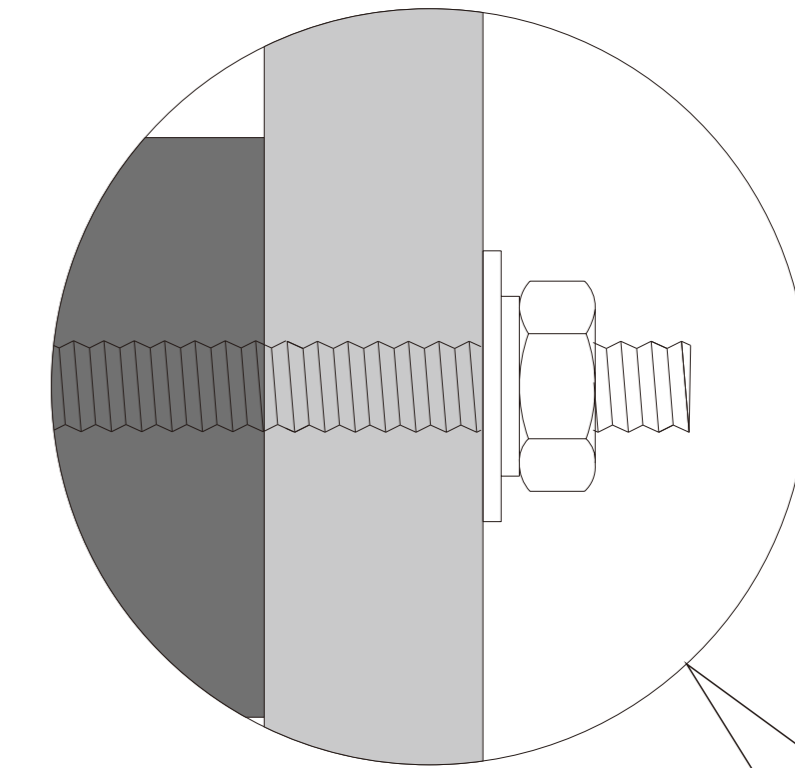
- Content be cut off on the metal box surface.
- Add one acrylic panel at the back-side of the metal box surface under the signs content. Based on the signs design, could add color transparent vinyl on the acrylic panel.

The installation could be:

- Fix on the backing wall by stud bolts/expansion bolt.
- Hang from ceiling.

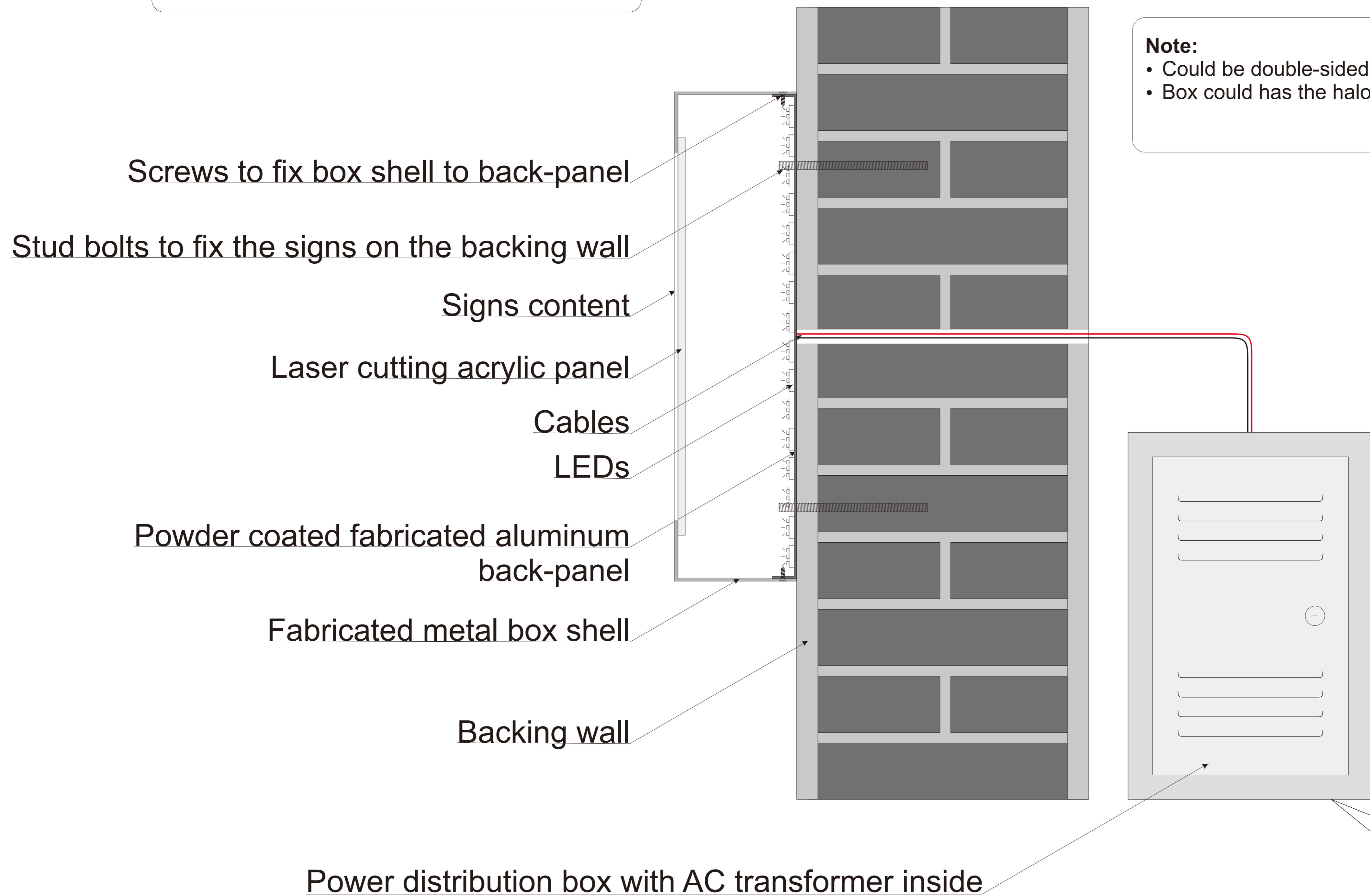
Note:

- Could be double-sided-it.
- Box could has the halo effect.



If the backing wall is thin and construction can be performed on the another side of the back wall, please use nuts and washers to fix the stud bolts on the back wall, so that the signage can fix on the backing wall more secure.

The AC transformer emits heat during work. We recommend that the AC transformer be placed in a ventilated position or in a power distribution box with air vents to facilitate heat dissipation and increase the service life of the AC transformer.



Screws to fix box shell to back-panel

Stud bolts to fix the signs on the backing wall

Signs content

Laser cutting acrylic panel

Cables

LEDs

Powder coated fabricated aluminum back-panel

Fabricated metal box shell

Backing wall

Power distribution box with AC transformer inside



Backlit light box signs - IV

The surface and the border of the signs content is illuminated:

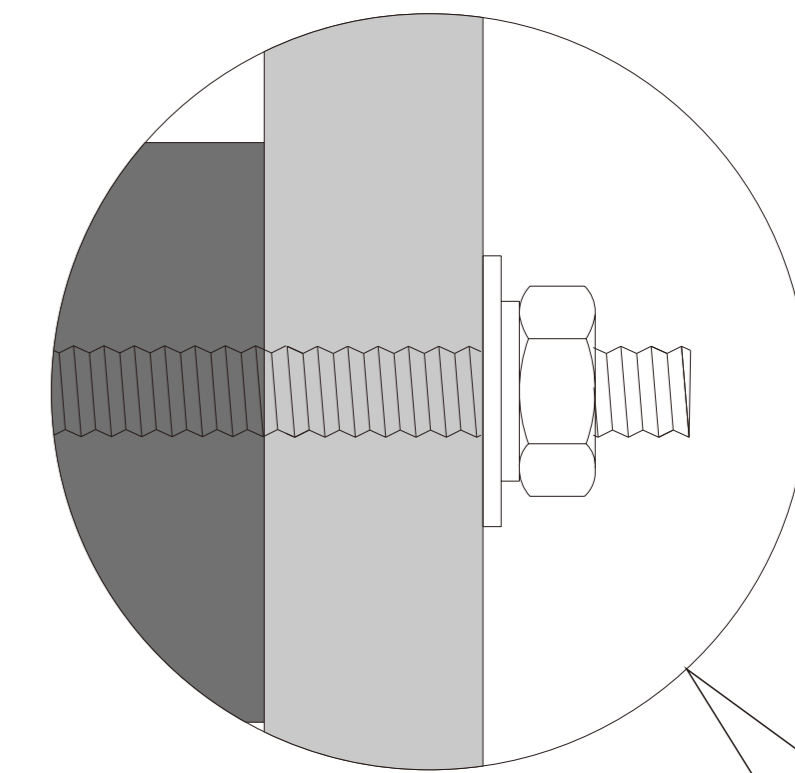
- Content be cut off on the metal box surface
- Add one acrylic panel at the back-side of the metal box surface under the signs content.
- Push laser cutting solid acrylic signs content through the metal box surface.

The installation could be:

- Fix on the backing wall by stud bolts/expansion bolt.
- Hang from ceiling.


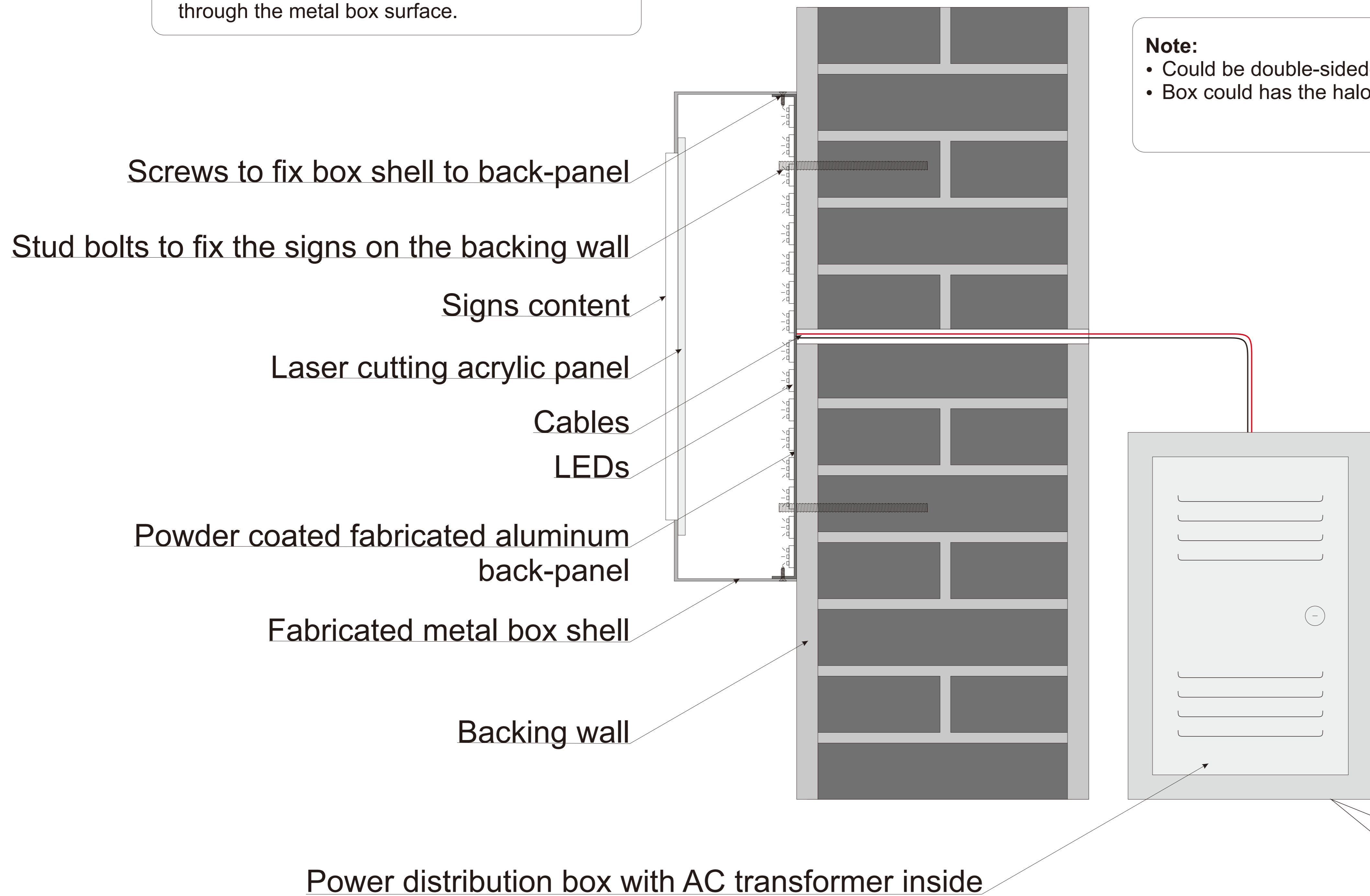
Note:

- Could be double-sided-it.
- Box could has the halo effect.



If the backing wall is thin and construction can be performed on the another side of the back wall, please use nuts and washers to fix the stud bolts on the back wall, so that the signage can fix on the backing wall more secure.

The AC transformer emits heat during work. We recommend that the AC transformer be placed in a ventilated position or in a power distribution box with air vents to facilitate heat dissipation and increase the service life of the AC transformer.



Backlit light box signs - V

The border of the signs content is illuminated:

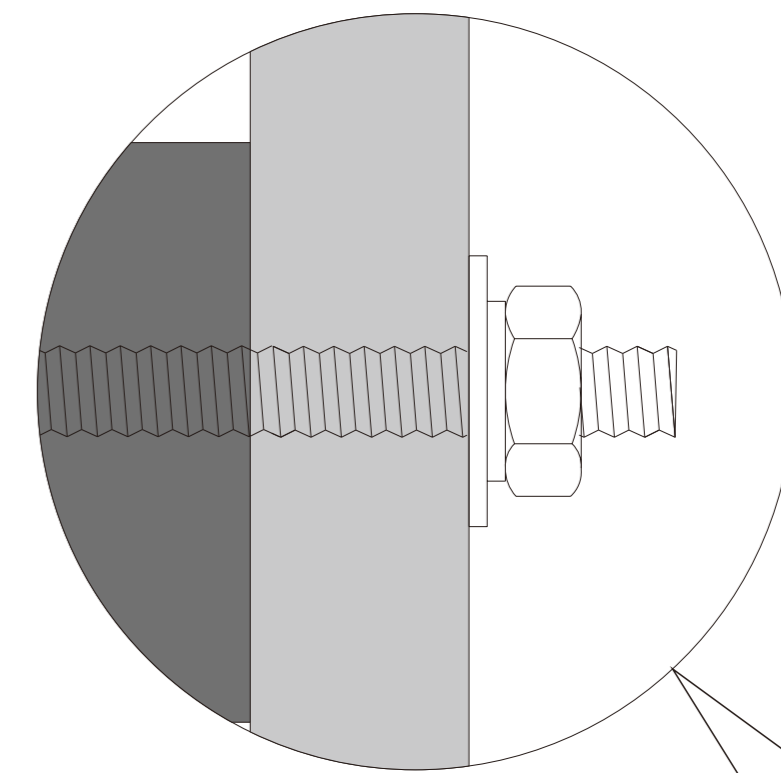
- Content be cut off on the metal box surface
- Add one acrylic panel at the back-side of the metal box surface under the signs content.
- Push laser cutting solid acrylic signs content through the metal box surface.
- Add laser cutting metal signs or laser cutting opaque acrylic signs on the solid acrylic signs content surface.

The installation could be:

- Fix on the backing wall by stud bolts/expansion bolt.
- Hang from ceiling.

Note:

- Could be double-sided-it.
- Box could has the halo effect.



If the backing wall is thin and construction can be performed on the another side of the back wall, please use nuts and washers to fix the stud bolts on the back wall, so that the signage can fix on the backing wall more secure.

The AC transformer emits heat during work. We recommend that the AC transformer be placed in a ventilated position or in a power distribution box with air vents to facilitate heat dissipation and increase the service life of the AC transformer.

